




SAFETY TIPS FOR DRIVERS

IN THE EVENT OF A MAJOR EARTHQUAKE
SEISMIC INTENSITY LOWER 6 OR HIGHER



NO MORE DRIVING!



**WHILE DRIVING,
YOU SHOULD –**

Get off "Routes for Authorized Emergency Vehicles Only" ASAP. Drivers can't enter the inner circle of the Kannana-dori Ave..

Avoid driving, unless it's necessary, once you've reached your destination.



Get off the routes, move to a facility (e.g., a parking lot and other spaces), and park there.



TOKYO METROPOLITAN
POLICE DEPARTMENT

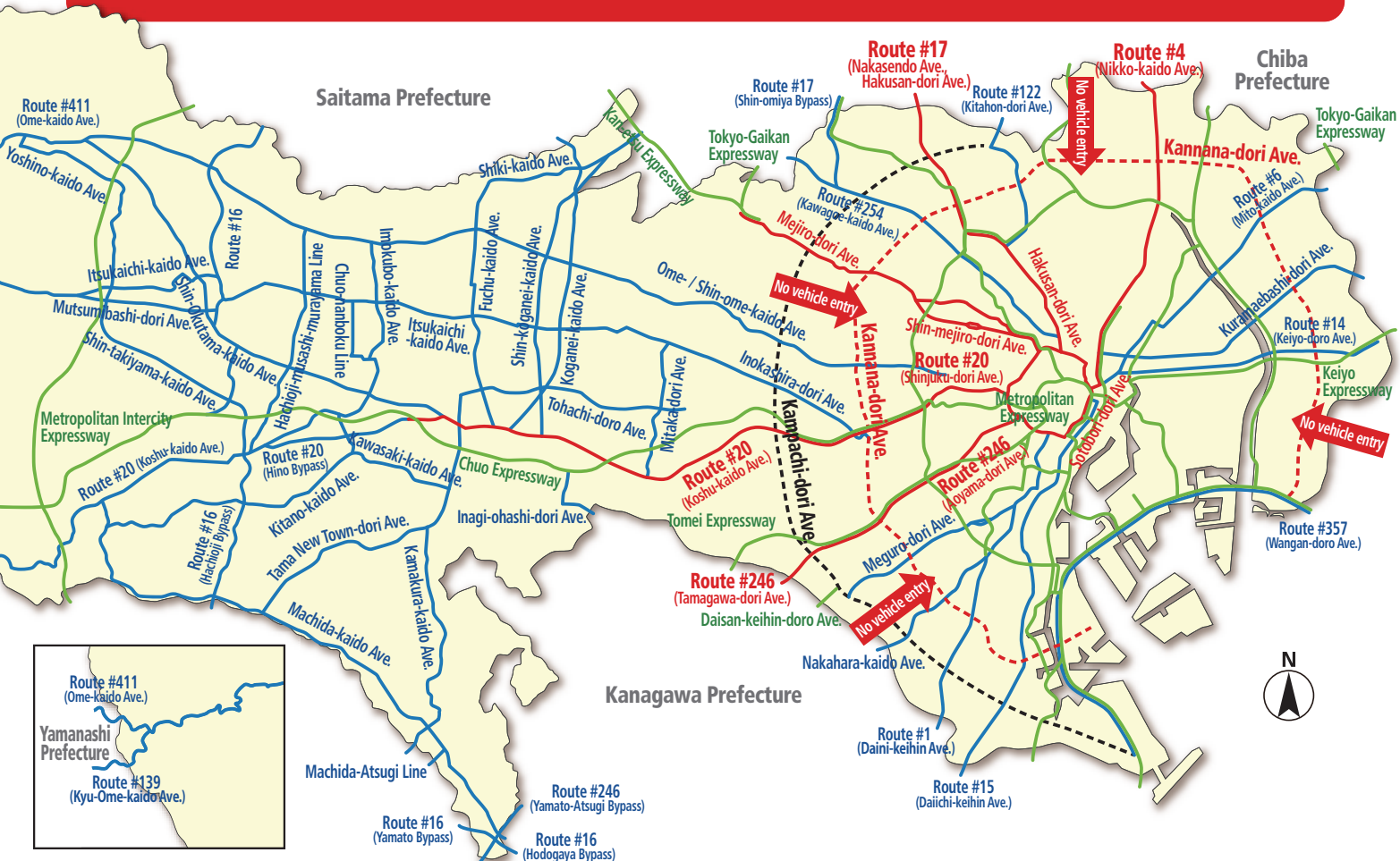


TRAFFIC RESTRICTIONS



IN THE EVENT OF A MAJOR EARTHQUAKE SEISMIC INTENSITY LOWER 6 OR HIGHER



TO SAVE LIVES OR TO FIREFIGHT, WE'LL RESTRICT THE TRAFFIC IN TOKYO BY TWO STAGES WHEN A MAJOR EARTHQUAKE HITS.



FIRST STAGE RESTRICTION

Traffic on the Kannana-dori Ave. heading for central Tokyo will be blocked. The expressways and six regular roads will be designated as "Routes for Authorized Emergency Vehicles Only." Consequently, the passage of ordinary vehicles will be blocked.




***The Kannana-dori Ave. can be used as a detour only.**

-  Roads (regular roads) to be designated as "Routes for Authorized Emergency Vehicles Only"
-  Roads (expressways) to be designated as "Routes for Authorized Emergency Vehicles Only"

SECOND STAGE RESTRICTION

The "Routes for Authorized Emergency Vehicles Only" designated in the first stage will be prioritized and used as "Emergency Access Roads." Consequently, the passage of ordinary vehicles will be blocked.

***"Emergency Access Roads" will be used for the passage of disaster response vehicles only.**

-  Roads (regular roads) to be designated as "Emergency Access Roads"
-  Roads (expressways) to be designated as "Emergency Access Roads"
-  Key roads to be designated, if necessary, as "Emergency Access Roads"

*Depending on a state of disaster damage and traffic condition, roads to be designated will be different.



https://www.keishicho.metro.tokyo.lg.jp/smph/multilingual/english/natural_disasters/traffic_control_eq/index.htm



**TOKYO METROPOLITAN
POLICE DEPARTMENT**

