

The Nuts and Bolts of

Japan's Traffic Rules

Follow the rules
to make your stay safe and fun

For pedestrians

Obey traffic signals
and look both ways
before crossing the street.

横断禁止

No crossing

Do not cross
the street
where prohibited.

For bicyclists

At a stop sign,
come to a complete
stop and look
both ways.

Ride on the left side
of the road.




街とともに。人とともに。
FOR MORE COMMUNICATION


けいしちょう

Metropolitan Police Department

Japan's Traffic Rules



For pedestrians



- Obey traffic signals.
- Do not cross against the light.

Cars drive on the left side of the road.

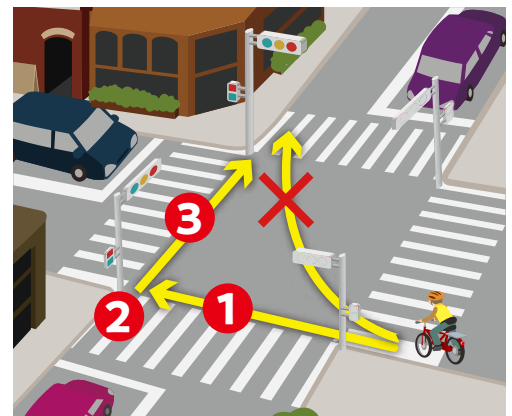
You may ride a bicycle on sidewalks with this sign. Yield to pedestrians and ride slowly on the side closer to the road.

For bicyclists

How to turn right at an intersection



Yield to pedestrians



A bicycle is a vehicle.
Don't drink and ride.

- 1 Go straight to the other side of the street on a green light.
- 2 Stop and turn to the right.
- 3 Proceed when the light ahead turns green.

It's illegal to use a phone while riding.

Using a phone while walking is very dangerous.



If you're involved in a traffic accident...

- 1 Ensure safety on the road.
- 2 Give aid to the injured and call 119 for an ambulance.
- 3 Call 110 for the police (even if you think it is a minor accident).